

# 10

# THINGS TO KNOW IN AN EMERGENCY



UVA

Department of Safety & Security

# WHY EMERGENCY PREPAREDNESS?

---



- Emergencies can happen at any time and at any location.
- Knowing in advance how you will respond to any hazard is fundamental to your safety during an emergency.
- Safety is everyone's responsibility.

# 1

## KNOW YOUR **SPACE, EQUIPMENT,** **AND CONTACTS**

---

### Know your Facility:

- Building name and/or address
- Exit routes
- Areas of rescue assistance
- Shelter in place locations
- Building Evacuation Locations:  
*<https://uvaemergency.virginia.edu/emergency-procedures/building-evacuation-locations>*



Situations can change during an emergency. Consider alternatives for exit routes and shelter in place locations for all facilities you frequent.

# 1

## KNOW YOUR **SPACE, EQUIPMENT,** **AND CONTACTS**

---

### Prepare an Emergency Kit:

- Flashlight/extra batteries
- First aid supplies
- Dust mask
- Poncho
- Copies of important documents
- Moist towelettes
- Medications/prescriptions
- Spare glasses
- Bottles of water
- Non-perishable snacks
- Cash



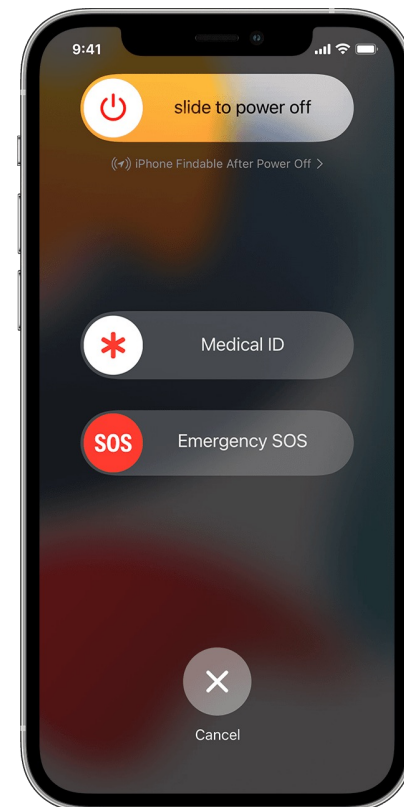
Source: [NBC Washington](#)

# KNOW YOUR **SPACE, EQUIPMENT,** **AND CONTACTS**

# 1

## Keep Emergency Contacts:

- Personal
  - Spouse/significant other
  - Emergency contact
  - RA/Roommate
  - Out-of-area contact
- Professional
  - Manager
  - Colleagues
  - Interdependent organization
  - Residents/Resident Director




# 2

## KNOW YOUR **SAFETY RESOURCES**

---

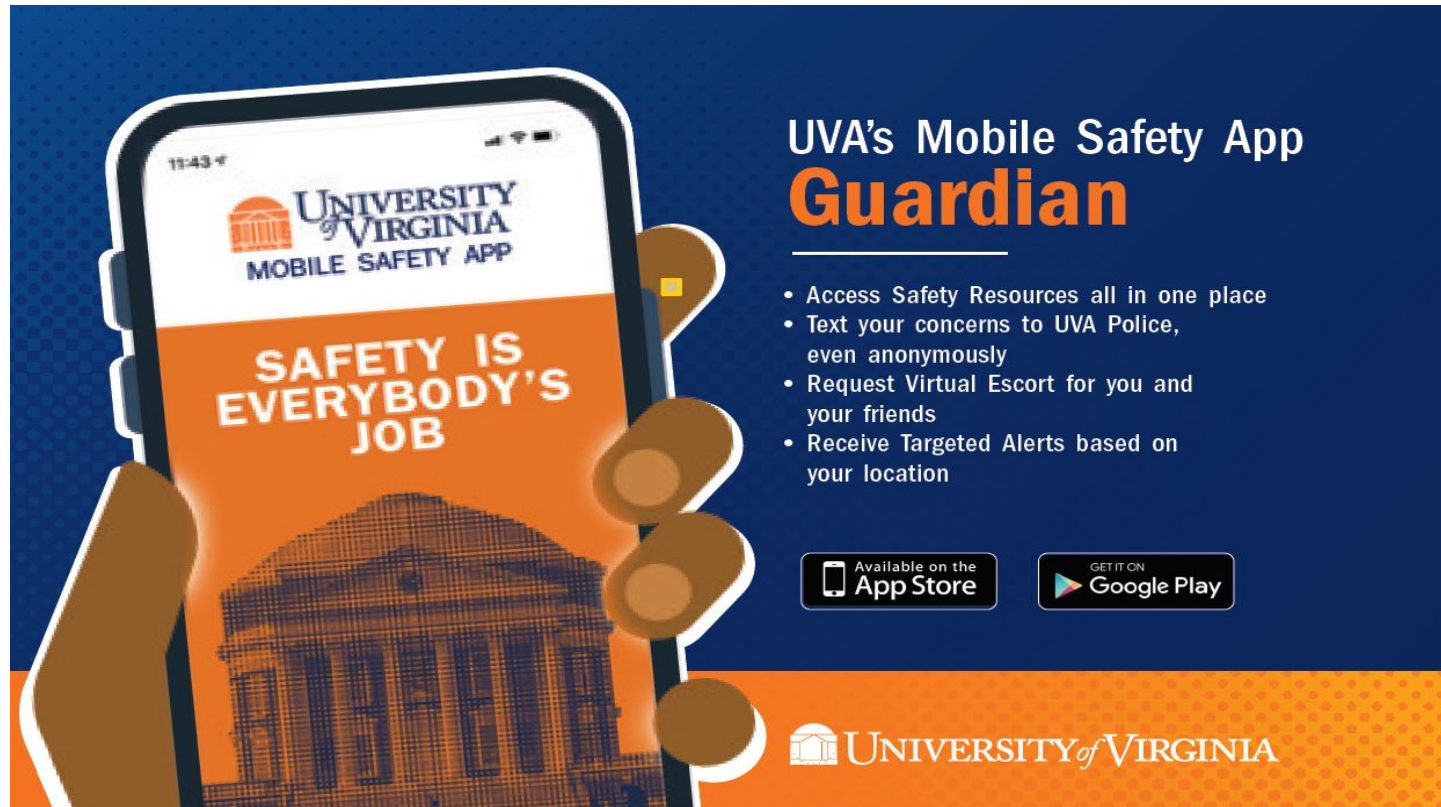
### Blue Light Phones

- Located throughout Grounds, UVA garages, and surrounding neighborhoods
- Connect you directly to UVA Police or 9-1-1
- More information/map:  
*<https://safetyandsecurity.virginia.edu/safety-technology/emergency-phone-program>*



# KNOW YOUR **SAFETY RESOURCES**


2



**UVA's Mobile Safety App**  
**Guardian**

- Access Safety Resources all in one place
- Text your concerns to UVA Police, even anonymously
- Request Virtual Escort for you and your friends
- Receive Targeted Alerts based on your location

Available on the **App Store**    GET IT ON **Google Play**

 UNIVERSITY of VIRGINIA

<https://safetyandsecurity.virginia.edu/mobile-safety-app>

# 2

## KNOW YOUR **SAFETY RESOURCES**

---

### Ambassadors

Services include:

- Walking, bicycle and vehicle patrols
- Stationary positions within the patrol zone
- Walking escorts
- Provide information and directions
- Identify individuals in distress or in need of assistance
- Alert police to hazards, medical emergencies or other possible criminal activity
- Engage members of the community in conversations about safety and prevention





# 2

## KNOW YOUR **SAFETY RESOURCES**

---

### Late Night Travel

- Awareness of your surroundings
- Use the buddy system
- Be aware of suspicious activity
- Be familiar with UTS OnDemand
- Practice ride share safety



# KNOW HOW YOU WILL **HEAR ABOUT AN EMERGENCY**

---

**UVA Alerts:** <https://uvaemergency.virginia.edu/uva-alerts>

- Activated for imminent threats to safety on University Grounds or proximate areas.



**Email**



**Desktops** (including all classroom/  
UVA Health-branded computers)



**Text Message** (Opt-In)



**Digital Screens**



**Twitter**  
(@UVA\_EM, @UVAPolice)



**Outdoor Siren/PA**



**UVA/UVAEM Webpages**



**VOCERA Badge/App**

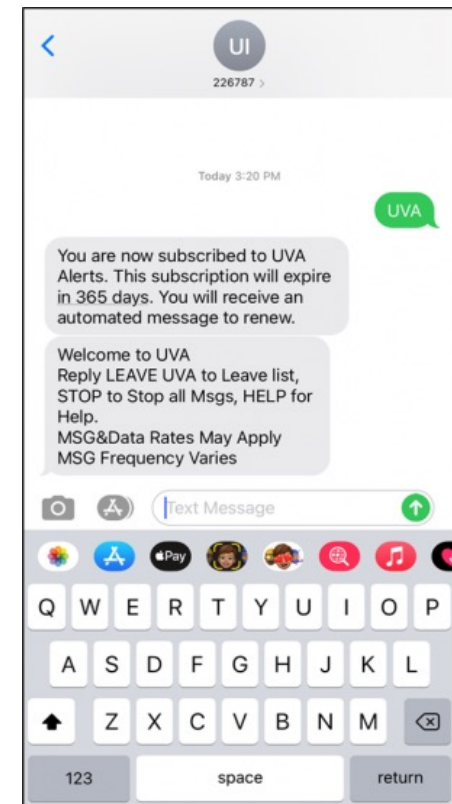
3

# 3

## KNOW HOW YOU WILL **HEAR ABOUT AN EMERGENCY**

### Opting-In to Text Alerts

- Students/Faculty/Staff: Visit <https://uvaemergency.virginia.edu/uva-alerts>
- Parents/Visitors/Public: Text “UVA” to 226787




# 3

## KNOW HOW YOU WILL **HEAR ABOUT AN EMERGENCY**

---

### Outdoor Siren

- Activated for three scenarios: Tests, Active Attackers, and Tornadoes
- When activated, immediately check your cell phone, email, or UVAEM website ([virginia.edu/emergency](http://virginia.edu/emergency)) for more information.



# 4

## KNOW HOW YOU WILL **GET HELP**

### Calling/Texting 9-1-1

- For any type of emergency, call 9-1-1.
  - Stay calm
  - Give your name, address, and nature of emergency
  - Stay on the line until you're told to hang up
  - Answer questions as clearly as possible – help is on the way



**TEXT TO 911**  
CALL if you can, TEXT if you can't

ENTER "911" IN THE "TO" FIELD

WRITE A SHORT TEXT WITH:

- YOUR EXACT LOCATION
- IF POLICE, FIRE, OR MEDICAL HELP IS NEEDED

more: [uvaemergency.virginia.edu](http://uvaemergency.virginia.edu)

# 5

## KNOW HOW YOU WILL **EVACUATE**

---

### DO

- Secure hazardous materials
- Take wallet/ID, keys, cell phone, emergency kit
- Close doors
- Walk to exits in an orderly manner
- Assist persons with disabilities/special needs
- Move to area of refuge if unable to exit
- Report to assembly area

### DO NOT

- Lock doors
- Waste time gathering belongings
- Run
- Use elevators
- Go home/to vehicle without checking in at assembly area

# 6

## KNOW HOW YOU WILL **SHELTER-IN-PLACE**

---

### DO

- Secure hazardous materials
- Grab emergency kit (go bag)
- Move to shelter location
- Close and lock doors
- Turn off lights
- Put phones on silent
- Check in with family when safe to do so
- Remain sheltered until instructed it is safe to leave

### DO NOT

- Leave doors open
- Waste time gathering belongings
- Run
- Stay on phone

# 7

## KNOW YOUR **ACTIVE THREAT EMERGENCIES**

---

### Active Attacker

- RUN: Evacuate if a safe route is available.
  - Call 911 when safe to do so.
- HIDE: If it is unsafe to escape, hide in an area out of view.
  - Lock the door and block entry; stay behind solid objects away from door.
  - Turn off lights and computers; silence cell phones.
- FIGHT: Prepare to defend yourself if necessary.



# 7

## KNOW YOUR **ACTIVE THREAT EMERGENCIES**

---

### Bomb Threats

- Remain calm and attempt to keep the caller on the line as long as possible to gather as much information as possible.
- Write down the caller's phone number; note any distinctive qualities about the caller's voice or background noise.
- Attempt to obtain information on the description, location, and time/method of detonation of the device.
- Call 911 as soon as the call has ended.

# 7

## KNOW YOUR **ACTIVE THREAT EMERGENCIES**

---

### Suspicious Object

- Do not touch or disturb object.
- Call 911.
- Prepare to evacuate if instructed.

### Suspicious Behavior

- Do not confront, stop, or apprehend the person.
- Note the person's description and suspicious activity.
- Call 911.
- Provide details on the person and his/her direction of travel.

# 8

## KNOW YOUR **WEATHER EMERGENCIES**

---

### Winter Weather

- Hazards: Poor road conditions, power outages, downed trees, structural damage
- Preparedness:
  - Monitor forecasts/alerts
  - Avoid travel
  - Anticipate power outages
  - Pack an emergency kit
  - Wear warm clothing, take breaks when shoveling



# 8

## KNOW YOUR **WEATHER EMERGENCIES**

---

### Severe Weather

- Hazards: Flooding, high winds, lightning, downed trees, power outages, poor visibility, structural damage
- Preparedness:
  - Monitor forecasts/alerts
  - Turn around, don't drown
  - When thunder roars, go indoors
  - Seek shelter away from windows and in the lowest, most-interior room in the building



# 8

## KNOW YOUR **WEATHER EMERGENCIES**

### Staying Weather Aware

- Weather apps
  - Great for weather alerts!
  - Sources below are better for winter or severe storm forecasts.
- National Weather Service
- Local Media
  - NBC29
  - CBS19
- UVAEM Twitter



**NWS Baltimore-Washington** ✓

@NWS\_BaltWash

Official Twitter Account for National Weather Service Baltimore/Washington. For NWS Posting Policy, click here: [weather.gov/twitter](https://www.weather.gov/twitter)

📍 Sterling, VA 🔗 [weather.gov/washington](https://www.weather.gov/washington) 📅 Joined October 2012

176 Following 66.1K Followers

# 9

## KNOW YOUR **FIRE, HAZARDOUS MATERIAL, AND MEDICAL EMERGENCIES**

---

### Fire

- Activate nearest fire alarm.
- Evacuate; if smoke is present, stay low to the floor.
- Watch out for falling debris; take cover and protect head.
- If you become trapped, tap on a wall or pipe to alert rescuers.
- Call 911 when safe to do so.




# 9

## KNOW YOUR **FIRE, HAZARDOUS MATERIAL, AND MEDICAL EMERGENCIES**

---

### Medical Emergencies

- Call 9-1-1 first, then find an AED
- AEDs located across Grounds  
<https://uvaemergency.virginia.edu/resources/automated-external-defibrillator-program>
- CPR classes available through the Medical Center's Life Support Learning Center



# 10

## KNOW HOW YOU WILL **RECOVER AND KEEP INFORMED**

---

- After an event, UVA will communicate official updates via:
  - UVA Alerts
  - UVA Emergency Website ([virginia.edu/emergency](http://virginia.edu/emergency))
  - University Hotlines (used primarily for winter weather operating modifications)
    - (434) 243-7669
    - (434) 924-7669
- Other resources of information:
  - Local Media – television and radio stations



# ADDITIONAL **TRAINING**

---

- Routinely exercise procedures – practice evacuating, sheltering-in-place, and taking alternative routes to class/work
- **Fire Safety Training** – UVA Environmental Health & Safety
- **Active Attacker Training** – Department of Safety and Security -  
Emergency Management / UVA Police Department / Threat Assessment
- **Self-Defense Training** – UVA Police Department
- **CPR/AED Training** – Medical Center Life Support Learning Center
  
- For other topics not listed, or additional information, contact UVA  
Emergency Management at [uvaem@virginia.edu](mailto:uvaem@virginia.edu)

# THANK YOU!

---

- **UVA Emergency Management**
  - [uvaem@virginia.edu](mailto:uvaem@virginia.edu)
  - [virginia.edu/emergency](http://virginia.edu/emergency)
  - @UVA\_EM on Twitter
- **UVA Police Department**
  - [police@virginia.edu](mailto:police@virginia.edu)
  - [virginia.edu/uvapolice](http://virginia.edu/uvapolice)
  - @UVAPolice on Facebook, Twitter, and Instagram